

VERSATILE  
STURDY  
PRECISE  
RELIABLE

# CAMEFLEX CM 3

## THE ONLY PORTABLE 120 Metres CINE CAMERA

REFLEX VIEW-FINDER

DIVERGENT TURRET

AUTOMATIC LOADING

ADJUSTABLE SHUTTER FROM 35° TO 200°

INTERCHANGEABLE MOTORS

**ABSOLUTELY STEADY MOVEMENT**



ÉCLAIR INTERNATIONAL DIFFUSION

OPERA 50-20

12, RUE GAILLON, PARIS 2<sup>E</sup>

CINÉCLAIR-PARIS

## GENERAL CHARACTERISTICS



The CAMEFLEX has the astonishing feature of being more easily portable, although designed for 120 metres, than the lightest of 30 metres units; this is due to the natural position which it takes up when the operator places the magazine on his right shoulder, holding the motor with his right hand and supporting the bottom of the unit with his left hand.

The REFLEX VIEW-FINDER which can be adjusted positionally (i.e. for left eye or right eye) and dioptrically, enables positions causing discomfort to the operator to be generally avoided. The clear and accurate Reflex view-finding system means that while he is actually "shooting", he can watch the scene as it will be projected.

The DIVERGENT TURRET is operated with one hand, and centres the taking lens on the film gate with absolute accuracy. It takes 3 lenses, and enables the

shortest focusses (5.7 mm) to be used, mounted side by side with the longest tele-lens, without masking the field.

The SHUTTER is adjustable between 200° and 35°, and the CAMEFLEX CM3 thus has unsurpassed luminosity. It cuts the beam of light at a very small distance from the focal plane, enabling perfect image-contrast, without shadow, to be obtained.

This camera, which is of light alloy, with a black anodised protective finish, includes the self-lubricating "mono-block" film-feed mechanism which operates the feeding claws.

The NEW FILM CANAL of chromium-plated steel, is fitted at the side with a pressure-device, which guides the film over 14 perforations and holds it against a fixed bar, i.e. throughout the whole of its trajectory from the film-gate to the feeding claws.

This new device, supplemented by a set of permanent pressure-pads mounted on the magazines, ensures absolute lateral and vertical steadiness whatever the film used.


The special profile of the various parts of the film-feed mechanism prevents it from damaging the image-part and provides an absolute guarantee against the danger of scratches, at any time during the transport of the film.

A GELATINE HOLDER can be placed in between the shutter and the film-gate of the 35 mm film. In its place, any MASK, may be mounted, either in order to produce special effects or in order to delimit the impression-surfaces corresponding to the various image-ratios used: I: 1.66 - I: 1.85, etc. In this case, the ground glass can be engraved with reference marks to enable a check to be kept on the view-finding field resulting from the said masks.

A TACHOMETER mounted on the rear surface, and graduated from 8 to 40 images, indicates the rate of "shooting".

The DOVETAILED BASE renders the apparatus perfectly stable when placed on the ground or on any other flat surface, and also enables it to be mounted immediately on the CAMEFLEX tripod when required.

The MOTORS are easily interchangeable, being of the bayonet-plug type. Various models of motors are available: 6/8 Volt Adjustable speed; 12 Volt (regulated); 12 Volt with frequency-generator to be connected with the PERFECTONE EP6A tape recorder; 24 Volt with rheostat or magnetic brake, for frame by frame and long-distance operation; 110 Volt and 220 Volts single-phase and three-phase, etc. A HAND-DRIVE is also provided, to enable 1, 8 or 16 images per handle-turn to be obtained.




## CAMEFLEX CM3 35 STANDARD

The GATE-APERTURE of the camera (dimensions : 16×22 mm) provides the sound-margin.

The GROUND GLASS provides the frame corresponding to the film gate.

For research work, or for taking scenes in motion, the gate can be notched, in order to make the axes visible. The ground glass is then engraved accordingly, to ensure accurate view-finding, in exact accordance with the image registered. The checking of the negatives, image by image, enables all necessary corrections to be made for locating errors.

## CAMEFLEX CM3 16/35 STANDARD



In this revolutionary camera, TWO PROFESSIONAL CAMERAS - one of 35 mm and the other of 16 mm - are COMBINED for the very first time in the history of cinematography.

The film-size can be changed in 3 seconds, merely by placing a 16 mm GATE in the 35 mm gate aperture. In this case, special magazines for 16 mm film are used.

The FOCAL PLANE is exactly the same for both sizes.

The film is fed along the central part of the 35 mm canal, which is set back underneath the 35 gate and is driven by the single 16 claw mounted on the same axis as the 35 claws.

The 16 mm films run thus just as accurate as that of the 35 film, and the STEADINESS and SHARPNESS of the images obtained are exactly the same in either case.

Professional lenses used on 16 mm film, ensure maximum definition of the image obtained. Lenses from 5.7 mm focus onwards can be mounted on the camera.

The ground glass is engraved in its centre with the 16 mm frame.

The 16 mm accessories are kept in a little box affixed to the rear surface of the camera.

The gate aperture may be notched, if desired.

## CAMEFLEX CM3 SCOPE

The CAMEFLEX CM3 35 or 16/35 can be supplied for taking 'anamorphosed' views.

The dimensions of the GATE APERTURE are then 18.67×23.80. A set of masks is provided to enable the standard filming (1 : 1.33) or any other desired size to be obtained on the film.

The GROUND GLASS gives the INTEGRAL view of the largest of the sizes. It is engraved with reference-marks for the various frames.

The TURRET contains one lens-holder centred on the SCOPE frame and the other two on the standard frame.

The standard removable view-finder can be replaced by a SPECIAL VIEW-FINDER to enable the "anamorphosed" images to be observed correctly. The operator sees the image recorded just as it will be projected.

# CAMEFLEX AUTOMATIC MAGAZINES

## 35 mm MAGAZINES


The CAMEFLEX magazines are rightly called AUTOMATIC, for their unique device enables the camera to be loaded immediately, even while in operation.

The 400 ft. STANDARD model is that most usually employed. However, the 100 ft. model forms a compact unit with the camera, while THE 400 ft. AQUAFLEX type enables the entire unit to be stored away in spaces allowing very little free height, such as an aeroplane-wing. A 200 ft. model can be supplied on request.

The film placed on its original spool, is loaded with emulsion outside or inside.

An automatic feed-lock is provided to prevent any displacement in the course of transport.

The "Loop" is permanently controlled.



## 16 mm MAGAZINES


The 16 mm magazine, as a whole, is arranged in the same way as the 400 ft. 35 mm magazine.

Its film-capacity is 400 Feet, on standard spool, and in this case, it is loaded in a dark-room.

However, the feed-spool and take-up spool are detachable, and once they have been removed, the spindles will appear for mounting the 100 — and 200 — ft. spools with square holes.

Daylight loading is then possible.


The same kind of counter is provided on the cover as on the 35 mm magazine in addition to which a further counter is provided on the back of the magazine, indicating the exact number of feet exposed.




The magazine is fixed in position instantaneously. The only operation required is to push it on over the body of the CAMEFLEX.

The magazine is released by depressing the upper push-knob; positioning or removing the magazine automatically opens or closes the light-trops.

A COUNTER provided on the cover indicates the footage of unexposed film left in the 16 mm magazine.





# OPTICAL ACCESSORIES

## LENSES



The world wide known lenses utilized by professionals can be mounted :


- 1° in CAMEFLEX mounts "Standard" type.
- 2° in CAMEFLEX mounts "Cicca" type.

Cicca mounts are fitted with geared rings for use in the CAMEBLIMP with external control. Lenses fitted with such Cicca mounts may be utilized as well with a Cameflex out of the Blimp and are then hand-controlled just as easily as the standard mounted lenses.

Any lens in CAMEFLEX mount can be directly fitted on any CAMEFLEX turret.

A rear cap and a front cap supplied with each lens ensure a perfect protection of the external glasses.

Standard extension tubes (22.5 cm) are available for extreme close-up and macro-photography.



## LENS FILTERS

The front protecting cap removed, any lens can be fitted with round filters mounted in a filter holder.


## SUNSHADE

By means of two rods, the sunshade is fixed on the Cameflex platform or on the dovetail adaptor.

Detachable masks for various focal lengths are supplied with the sunshade.

The rear part includes a double filter holder; one, for 3" x 3" Wratten filters, is fixed, and the other is a revolving one which incorporates 3 x 4" Wratten filters.


A device enables a perfect alignment of the sunshade with the lens.



## FILM GATE FOCUSING DEVICE

This device enables the control of the focus and the perfect light repartition all over the image.

The magazine removed from the camera, the focussing device incorporating the film sample is then placed on the film gate.



ÉCLAIR INTERNATIONAL DIFFUSION

OPÉRA 50 - 20

12, RUE GAILLON, PARIS 2<sup>E</sup>

CINÉCLAIR-PARIS

# CAMEFLEX LENSES

## KINOPTIK LENSES

FOCUS (m/m)	f	T	Angle of view		M. F. D.	STANDARD mount (code)	CAMEBLIMP mount (code)	FILTER Ø (m/m)	FILTER HOLDER (code)	FRONT CAP (code)
			35	16						
1,98°	1,9	2,1		197°	F. P.	TEGUV		32		PROAV
5,7°	1,8	2		96°	F. P.	TEGEA				PROBA
9,8°	1,9	2	94°	55°	F. P.	TEKIN				PROBA
12,5	2,5	3,1		44°	0,20	KITUC	CYTUC	48	POFAL + POFIN	PROFO
18	2	2,2	62°	32°	0,25	KITOB	CYTOB	48	POFUP	PROCE
25	2	2,5	45°	23°	0,35	KINAB	CYNAB	48	POFAL	PRODI
28	2	2,5	41°	20° 20'	0,40	KINEC	CYNEC	48	POFAL	PRODI
32	2	3,1	38°	19°	0,50	KITIT	CYTIT	48	POFAL	PRODI
35	2	2,5	34°	17°	0,60	KINID	CYNID	48	POFAL	PRODI
40	2	2,5	31°	15°	0,70	KINOF	CYNOF	48	POFAL	PRODI
50	2	2,4	24°	11° 40'	0,75	KINUG	CYNUG	48	POFAL	PRODI
50°	2	2,4	24°	11° 40'	D.T.	KIDAT		48	POFAL	PRODI
50	1,3	1,7	24°	11° 40'	0,75	KIPAJ	CYPAJ	48	POFAL + POFIN	PROFO
75	2	2,5	16°	7° 50'	1,00	KIPEL	CYPEL	48	POFAL + POFIN	PROFO
75°	2	2,5	16°	7° 50'	D.T.	KIDER		48	POFAL + POFIN	PROFO
100	2	2,4	12°	5° 50'	1,20	KIPIM	CYPIM	73	POFEM	PROGU
150	2,5	3	8° 10'	4°	2	KIPON		73	POFEM	PROGU
210	2,8	3	6°	3°	4,50	KINTE		92	POFOR	PROUE
300	3,5	4	4°	2°	6	KITAR		92	POFOR	PROUE
500	5,6	5,6	2° 40'	1° 20'	8	KITES		92	POFOR	PROUE

° TEGUV This lens prints on the film a circle of  $\varnothing$  8.7 mm corresponding to a 197° angle of view. Screw-in filters are mounted inside the lens.

°° TEGEA A model with incorporated filter-holder (filter 50 × 50 × 3.5 mm) is available - code TEGIS - sunshade : TEPAR.

°°° TEKIN A model with incorporated filter-holder (filter 50 × 50 × 3.5 mm) is available - code TEKOL.

°°°° KIDAT Lenses with focussing and reducing scales down to ratio 1/1 with iris correction index.  
KIDER

F. P. Fix-focus lenses.

## ANGENIEUX LENSES

FOCUS (m/m)	f	Angle of view		M. F. D.	STANDARD mount (code)	CAMEBLIMP mount (code)	FILTER Ø (m/m)	FILTER HOLDER (code)	FRONT CAP (code)
		35	16						
18,5	2,2	57°	29°	0,50	ANGRA	NOGRA	73	POFEM	PROGU
24	2,2	48°	24°	1,00	ANGAB	NOGAB	73	POFEM	PROGU
28	1,8	41°	20° 20'	1,00	ANGEC	NOGEC	48	POFAL	PRODI
32	1,8	38°	19°	1,00	ANGID	NOGID	48	POFAL	PRODI
40	1,8	31°	15°	1,00	ANGOF	NOGOF	48	POFAL	PRODI
50	1,8	24°	11° 40'	1,00	ANGUI	NOGUI	48	POFAL	PRODI
75	1,8	16°	7° 50'	1,00	ANXEL	NOXEL	48	POFAL + POFIN	PROFO
100	2	12°	5° 50'	1,20	ANXIM	NOXIM	73	POFEM	PROGU

Standard rear cap for all lenses : code PRUNI.

f = mechanical opening.

T = photometric opening.


Angle of view : Horizontal angle of view - Left : 35 mm film - Right : 16 mm film.

M. F. D. = Minimum focussing distance in meters.

For all lenses scales either in feet or meters.

## FOREIGN - MADE LENSES AND ZOOM LENSES

Information on request.



# THE **CAMEBLIMP**

CONVERTS EVERY

## **CAMEFLEX**

INTO

### **A STUDIO CAMERA**

16  $\frac{3}{8}$  or 35  $\frac{3}{8}$  — STANDARD OR SCOPE

LIGHT — HANDY — VERSATILE


### **COMPLETELY SOUNDPROOF**

WITH EXTERNAL FOLLOW-FOCUS CONTROL

EXTERNAL IRIS CONTROL

QUICK CHANGE OF MAGAZINES AND LENSES

ZOOM AND ANAMORPHOTIC LENSES



**ÉCLAIR INTERNATIONAL DIFFUSION**

OPÉRA 50 - 20


12, RUE GAILLON, PARIS 2<sup>E</sup>

CINÉCLAIR-PARIS


The CAMEBLIMP is a **single door** soundproof blimp, converting the CAMEFLEX into a 16 mm or 35 mm studio camera.

The blimp housing and door are light weight aluminium casting. It may be fitted on any professional tripod.

The camera is instantaneously locked on a dovetail fixed on a sliding base inside the blimp. The base is double insulated and travels on a rubber track. For change of magazine, the **single door** of the blimp is opened and the camera with its base is pulled out for easy access.



EASY ACCESS TO CAMERA



INSTANTANEOUS LOADING

The CAMEBLIMP is completely soundproof making it most suitable for studio work.


The CAMEBLIMP can be fitted with special devices for Scope and Zoom lenses with external controls.

Net weight of the CAMEBLIMP and CAMEFLEX is 50 kilogs. It is easily portable. Size : 20" x 20" x 12".

With the CAMEFLEX magazine, ready-threaded and instantaneously interchangeable, the camera loading is a simple 5-second operation.

When the camera is pushed back to its normal position, it is automatically aligned with the couplings of follow-focus and iris and with the external eyepiece. The eyepiece makes a complete revolution (360°); it is possible to swivel it either upward for low shots or in any other position.

Small internal lamps provide light for iris focus and footage counter.



EXTERNAL CONTROL FOR ZOOM LENS