EXHIBITS PARTS CATALOG

THE EXHIBIT SUPPLY CO.
4222 W. LAKE ST.
CHICAGO 24, ILL.
ESTABLISHED 1901

In placing this parts Catalog in your hands, we wish to express our sincere appreciation to the many users of genuine Exhibit parts, whose helpful suggestions have made this catalog possible.

We are keenly aware of our obligation to "you" the operator of Exhibit games. Many of you have told us about the problems you are facing and your suggestions have been invaluable in helping us prepare this catalog to meet your needs.

We will continue to maintain our policy of seeking the assistance of practical operators in the preparation of supplementary sheets which we will supply you from time to time to better enable you to keep up with the progress made by "EXHIBIT" in the manufacturing of quality coin operated games.

THE EXHIBIT SUPPLY CO.

ESTABLISHED 1901

Copyright 1947 The Exhibit Supply Co.

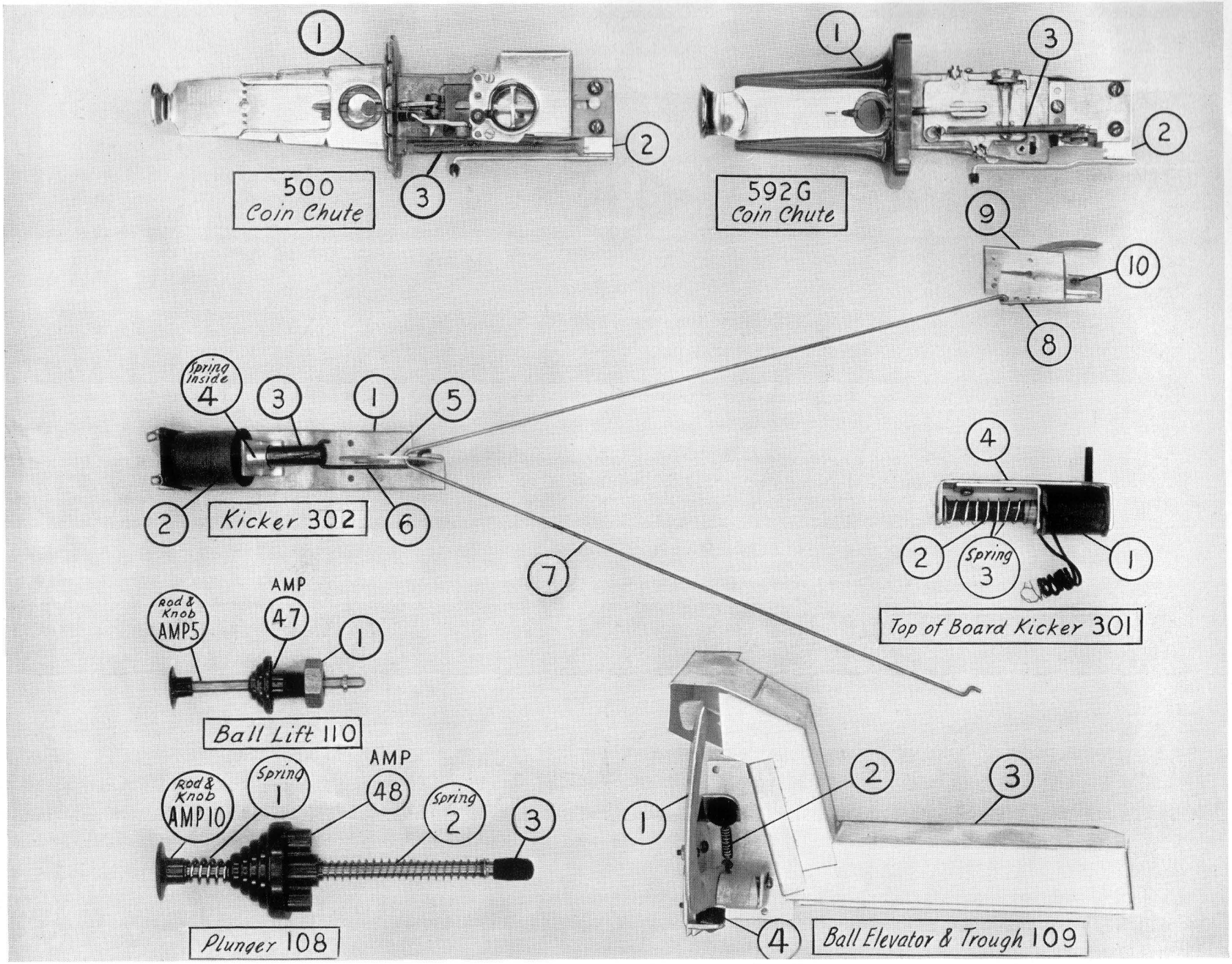

IMPORTANT: When ordering always specify name of game and unit.

No. 500 COIN CHUTE

No. 500 Coin Chute—Complete Assembly

1—#500 Coin Chute only
2—Extension only for #500 Coin Chute
3—Spring only for #500 Coin Chute

No. 592-G COIN CHUTE

No. 592-G Coin Chute—Complete Assembly

1—#592-G Coin Chute only
2—Extension only for #592-G Coin Chute
3—Spring only for #592-G Coin Chute

KICKER No. 302 UNDER BOARD

No. 302 Kicker Assembly consisting of No. 1-2-3-4-5-6

1—Frame—Specify game & where used
2—Coil
3—Armature
4—Spring
5—Segment or Finger
6—Formed Wire Connector } Specify game and number of Kickers
7—Formed Wire Connector
8—Segment or Finger
9—Frame
10—Rivet

KICKER No. 301 TOP OF BOARD

No. 301 Kicker—Complete Assembly

1—Coil
2—Armature
3—Spring
4—Frame Assembly

BALL LIFT

No. 110 Ball Lift Complete

AMP 5 —Rod & Knob
AMP 47—Housing
1—Nut

PLUNGER No. 108

No. 108 Plunger—Complete

AMP 10—Rod & Knob
AMP 48—Housing
1—Barrel Spring
2—Plunger Spring and washer
3—Rubber Tip

BALL ELEVATOR & TROUGH No. 109

No. 109 Complete Assembly

1—Elevator only
2—Spring
3—Trough
4—Grommet

IMPORTANT: Always mention name of game and unit.

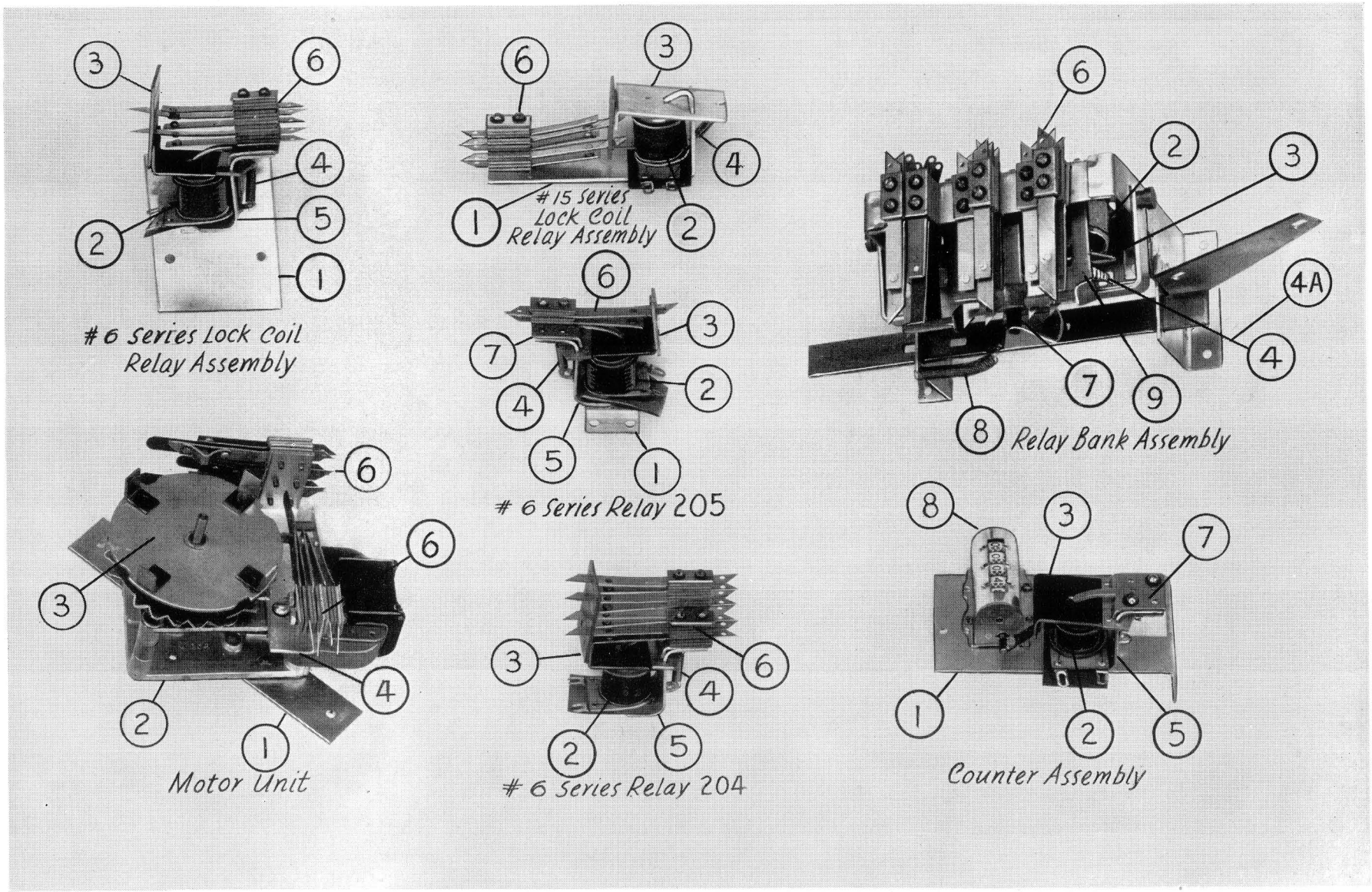

IMPORTANT: When ordering always specify name of game and unit.

No. 6 Series Lock Coil Relay Assembly

1–Mounting Plate
2–Coil– Specify number where possible
3–Armature Plate–Specify whether 1 or 3 slot Fibre
4–Spring
5–Relay Frame
6–Contact Assembly–See Page 9

Note:

When No. 6 series lock coil relay assembly is ordered we will supply No. 15 series lock coil relay assembly which replaces the No. 6 series lock coil.

No. 6 Series Relay 204

2–Coil
3–Armature Plate–Specify number of slots in Fibre
4–Spring
5–Relay Frame
6–Contact–See Page 9

No. 6 Series Relay 205

1–Mounting Bracket
2–Coil
3–Armature Plate
4–Spring
5–Relay Frame
6–Contact Assembly–See Page 9
7–Stop–for Armature Plate

No. 15 Series Lock Coil Relay Assembly

1–Frame
2–Coil
3–Armature
4–Spring
6–Contact Assembly–See Page 9

Relay Bank Assembly

2–Coil–Specify Number of coil when visible or mention name printed on relay
3–Relay Bank Armature Flap
4–Latch Spring
4A–Armature Spring
6–Contact Assembly – See Page 9
7–Relay Bank Roller
8–Bank Spring
9–Latch

Motor Unit

1–Mounting Bracket
2–Motor
3–Cam
4–Contact Mounting Bracket
6–Contact Assembly – See Page 9

Counter Assembly

1–Mounting Frame
2–Coil
3–Armature
5–Relay Frame
7–Armature Stop
8–Counter

IMPORTANT: Always mention name of game and unit.



IMPORTANT: Always mention name of game and unit.

EX 7—Replay Unit

1—Ratchet
2—Torsion Spring
3—Frame
4—Step Up Coil
5—Reset Coil
6—Contact Assembly
See Page 9
7—Reset Armature
8—Step Up Armature
9—Step Up Arm
10—Reset Arm
11—Step Up Spring
12—Escapement Spring
15—Reset Spring
16—Reset Latch
18—Reset Escapement Pawl
19—Coil Armature Stop
20—Bakelite "Biscuit" Specify Game
22—Wiper – Not visible in photograph
Always specify name of game

EX 7—Step Up

1—Ratchet
2—Torsion Spring
3—Frame
4—Step Up Coil
5—Reset Coil
6—Contact Assembly
See Page 9
7—Reset Armature
8—Step Up Armature
9—Step Up Arm
10—Reset Arm
11—Step Up Spring
14—Reset Latch Spring
15—Reset Spring
19—Coil Armature Stop
20—Bakelite "Biscuit" Specify Game
22—Wiper – Not visible in photograph
Important – always give name of game
23—Bell Striker

EX 5—Replay Unit

1—Ratchet
2—Torsion Spring
3—Frame
4—Step Up Coil
5—Reset Coil
6—Contact Assembly
See Page 9
7—Reset Armature
8—Step-Up Armature
9—Step Up Arm
10—Reset Arm
11—Step Up Spring large
12—Spring Step Up Pawl
13—Escapement Spring
15—Reset Spring
17—Reset Escapement Pawl
19—Coil Armature Stop
20—Bakelite "Biscuit" Specify Game
21—Replay Drum

IMPORTANT: Always give name of game and unit when ordering.

EX 5—Step Up

1—Ratchet
3—Frame
4—Step Up Coil
6—Contact Assembly – See Page 9
8—Step Up Armature
9—Step Up Arm
10—Reset Arm
11—Reset Spring
12—Spring—Step Up Pawl
15—Reset Spring
20—Bakelite "Biscuit" {Specify name of game}
22—Wiper
Important—always mention name of game



IMPORTANT: When ordering always specify name of game and unit.

AMP-212	Plastic Saucer – Specify color
AMP-12	Triangle Percentage Adjuster – Specify color
816	Lucite Button
817	Catalin Disc (Playboard Insert) – Specify color and diameter
818	Catalin Ring (Playboard Insert) – Specify color plus inside and outside diameters
200A	Complete Diamond Bumper Assembly – Specify color and lettering; also if used on right or left side
AMP-230	Diamond Bumper Cap only – Specify color and lettering; also if used on right or left side
AMP-225	Diamond Bumper Body only – Specify color
AMP-215	Diamond Bumper Wafer only – Specify color
300A	Complete Triangle Bumper Assembly – Specify color
AMP-330	Triangle Bumper Cap only – Specify color
AMP-325	Triangle Bumper Body only – Specify color
100A	Complete Round Bumper Assembly – Specify Color & lettering
AMP-25	Round Bumper Body only – Specify Color
AMP-30	Round Bumper Cap only – Specify color & lettering
AMP-15A	Round Bumper Wafer only – Specify color
AMP-1-2	Small Plastic Post – Specify color
AMP-5-1	Lite-up Stationary Plastic Post – Specify color
AMP-4	Small Percentage Adjustor – Specify color
AMP-44	Tapered Percentage Adjustor – Specify color
AMP-31	Large Percentage Adjustor – Specify color
400A	Complete Plastic Button Assembly – Specify color
AMP-157	Button Housing – Specify color
AMP-157-5	Plastic Button – Specify color
AMP-147	Plastic Gate Spring Holder – Specify color

THE FOLLOWING ITEMS ARE NOT ILLUSTRATED. ORDER BY NUMBER AND SPECIFY NAME OF GAME.

CA-103	Front Rail – Mitered ends
CA-104	Front Rail – Round ends
C-101	Front Door (Lock hole same side as coin chute hole). Specify Game
C-102	Front Door (Lock hole opposite side of coin chute hole). Specify Game
C-100	Screened Back glass – Specify Game
C-105	Rubber Rings 13/16" O.D.
C-106	Rubber Rings 1¼" O.D.
C-107	Rubber Rings 1½" O.D.
C-108	Rubber Rings 2" O.D.
1090	"Hairpin" Clip for Lucite Button
609	Wire holder for carbon ring
B-24	Carbon Ring

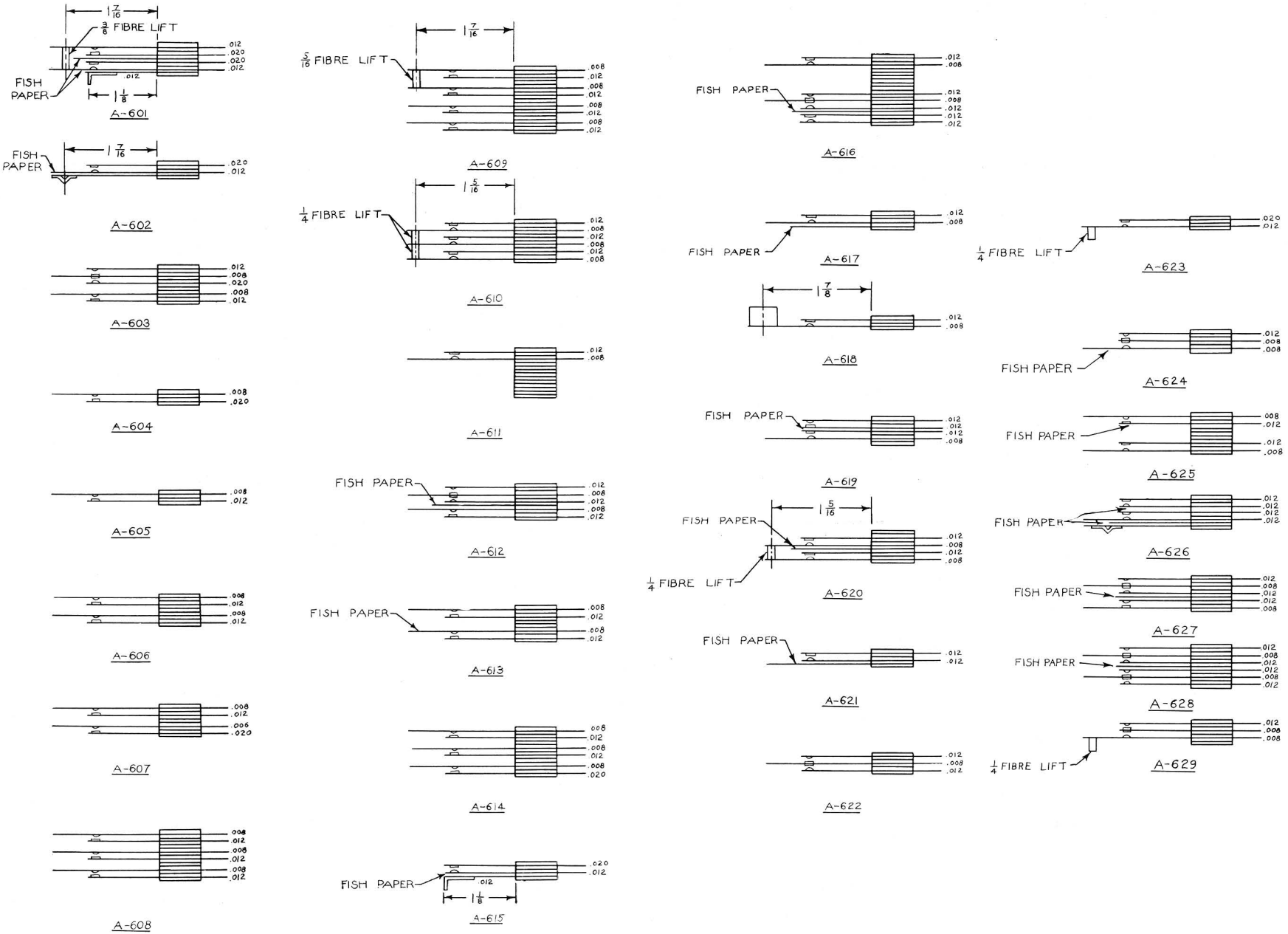

CONTACT ASSEMBLIES

Make selection by comparing with assembly to be replaced and order by number. Always mention name of game and unit to be used on.

This Catalog has been designed to aid you in ordering parts for all of the following EXHIBIT Post War games.

BIG HIT	**SMOKY**	**CROSS FIRE**
FAST BALL	**VANITIES**	**RANGER**
FIESTA	**MYSTERY**	**MAM'SELLE**
CO-ED	**TALLY HO**	

ALSO LATE PRE-WAR GAMES

As new parts are released you will be supplied with supplementary sheets.

Always mention name of game and unit when ordering

THE EXHIBIT SUPPLY CO.

4222 W. LAKE STREET

CHICAGO 24, ILL.

ESTABLISHED 1901

EXHIBIT SUPPLY CO.
PRICE LIST

Prices Subject to Change Without Notice

JANUARY 1948

All shipments will be sent Prepaid if full remittance accompanies your order

When ordering BE SURE TO SPECIFY NAME OF GAME AND UNIT in addition to part number and name

NO. 500 COIN CHUTE

No. 500 Coin Chute—Complete Assembly	$ 4.75
1—No. 500 Coin Chute only	4.50
2—Extension only	.15
3—Spring only	.10

NO. 592-G COIN CHUTE

No. 592-G Coin Chute—Complete Assembly	4.75
1—No. 592-G Coin Chute only	4.50
2—Extension only	.15
3—Spring only	.10

KICKER NO. 302 UNDER BOARD

No. 302 Kicker Assembly—Consisting of No. 1-2-3-4-5-6	3.00
1—Frame	.25
2—Coil	1.20
3—Armature	.36
4—Spring	.05
5—Segment or Finger	.10
6—Formed Wire Connector	.20
7—Formed Wire Connector	.20
8—Segment or Finger	.10
9—Frame	.25
10—Rivet	.03

KICKER NO. 301 TOP OF BOARD

No. 301 Kicker—Complete Assembly	$ 3.00
1—Coil	1.15
2—Armature	.75
3—Spring	.05
4—Frame Assembly	.25

BALL LIFT

No. 110 Ball Lift Complete	1.00
AMP 5—Rod and Knob	.35
AMP 47—Housing	.35
1—Nut	.10

PLUNGER NO. 108

No. 108 Plunger Complete	2.10
AMP 10—Rod and Knob	.85
AMP 48—Housing	.66
1—Barrel Spring	.10
2—Plunger Spring and Washer	.15
3—Rubber Tip	.05

No. 109 Complete Ball Elevator and Trough Assembly	**$ 4.20**
1—Elevator only	1.45
2—Spring	.05
3—Trough	2.65
4—Grommet	.05
No. 6 Series Lock Coil Relay Assembly	**2.85**
1—Mounting Plate	.20
2—Coil	1.20
3—Armature Plate	.40
4—Spring	.05
5—Relay Frame	.25
No. 6 Series Relay 204	**2.60**
2—Coil	1.20
3—Armature Plate	.40
4—Spring	.05
5—Relay Frame	.25
No. 6 Series Relay 205	**2.85**
1—Mounting Bracket	.05
2—Coil	1.20
3—Armature Plate	.38
4—Spring	.05
5—Relay Frame	.25
7—Stop—for Armature Plate	.05
No. 15 Series Lock Coil Relay Assembly	**3.50**
1—Frame	.25
2—Coil	1.50
3—Armature	.40
4—Spring	.05

Relay Bank Assembly	**Write**
2—Coil	$ .70
3—Relay Bank Armature Flap 4—Latch Spring	.10
4A—Armature Spring	.04
7—Relay Bank Roller	.25
8—Bank Spring	.10
9—Latch	.05
Motor Unit	**12.00**
1—Mounting Bracket	.10
2—Motor	7.50
3—Cam	.40
4—Contact Mounting Bracket	.15
Counter Assembly	**6.00**
1—Mounting Frame	.25
2—Coil	1.20
3—Armature	.25
5—Relay	.25
7—Armature Stop	.05
8—Counter	3.00
Ex 5—Step Up	**13.25**
1—Ratchet	.90
3—Frame	.99
4—Step Up Coil	1.20
8—Step Up Armature	.38
9—Step Up Arm	.75
10—Reset Arm	.60
11—Reset Spring	.05
12—Spring—Step Up Pawl	.05
15—Reset Spring	.05
20—Bakelite "Biscuit"	5.75
22—Wiper (2 to 4 Fingers)	.60 to .90

Ex	**7—Step Up**	**$19.75**
	1—Ratchet	1.50
	2—Torsion Spring	.20
	3—Frame	1.30
	4—Step Up Coil	1.20
	5—Reset Coil	1.20
	7—Reset Armature	.38
	8—Step Up Armature	.38
	9—Step Up Arm	.90
	10—Reset Arm	.65
	11—Step Up Spring	.10
	14—Reset Latch Spring	.05
	15—Reset Spring	.05
	19—Coil Armature Stop	.30
	20—Bakelite "Biscuit"	6.00
	22—Wiper (1 to 5 Fingers)	.45 to 1.05
	23—Bell Striker	.20

Ex	**7—Replay Unit**	**17.95**
	1—Ratchet	1.50
	2—Torsion Spring	.20
	3—Frame	1.30
	4—Step Up Coil	1.20
	5—Reset Coil	1.20
	7—Reset Armature	.38
	8—Step Up Armature	.38
	9—Step Up Arm	.90
	10—Reset Arm	.65
	11—Step Up Spring	.10
	12—Escapement Spring	.05
	15—Reset Spring	.05
	16—Reset Latch	.15
	18—Reset Escapement Pawl	.25
	19—Coil Armature Stop	.30
	20—Bakelite "Biscuit"	6.00
	22—Wiper (4 Finger)	.90

Ex	**5—Replay Unit**	**$18.75**
	1—Ratchet	.90
	2—Torsion Spring	.18
	3—Frame	.99
	4—Step Up Coil	1.20
	5—Reset Coil	1.20
	7—Reset Armature	.38
	8—Step Up Armature	.38
	9—Step Up Arm	.75
	10—Reset Arm	.60
	11—Step Up Spring, large	.09
	12—Step Up Spring Pawl	.05
	13—Escapement Spring	.05
	15—Reset Spring	.05
	17—Reset Escapement Pawl	.15
	19—Coil Armature Stop	.30
	21—Replay Drum	2.15
AMP-212	Plastic Saucer	.54
AMP-12	Triangle Percentage Adjuster	.22
816	Lucite Button	.54
817	Catalin Disc	.05
818	Catalin Ring	.45
200A	Complete Diamond Bumper Assembly	.90
AMP-230	Diamond Bumper Cap only	.18
AMP-225	Diamond Bumper Body only	.24
AMP-215	Diamond Bumper Wafer only	.18
300A	Complete Triangle Bumper Assembly	.36
AMP-330	Triangle Bumper Cap only	.18
AMP-325	Triangle Bumper Body only	.24
100A	Complete Round Bumper Assembly	.75
AMP-25	Round Bumper Body only	.18

AMP-30	Round Bumper Cap only	$ .18
AMP-15A	Round Bumper Wafer only	.18
AMP-1-2	Small Plastic Post	.09
AMP-5-1	Lite-up Stationary Plastic Post	.18
AMP-4	Small Percentage Adjustor	.18
AMP-44	Tapered Percentage Adjustor	.18
AMP-31	Large Percentage Adjustor	.18
400A	Complete Plastic Button Assembly	.24
AMP-157	Button Housing	.15
AMP-157-5	Plastic Button	.10
AMP-147	Plastic Gate Spring Holder	.20
CA-103	Front Rail	2.50
CA-104	Front Rail	$ 2.50
C-101-C	Front Door—Unpainted	2.10
C-102-C	Front Door—Unpainted	2.10
C-101	Front Door—Painted	2.75
C-102	Front Door—Painted	2.75
C-100	Screened Back Glass	9.00
C-105	Rubber Rings	.10
C-106	Rubber Rings	.10
C-107	Rubber Rings	.15
C-108	Rubber Rings	.15
1090	"Hairpin" Clip for Lucite Button	.03
609	Wire Holder for Carbon Ring	.10
B-24	Carbon Ring	.10

CONTACT ASSEMBLIES

A-601	$ .55	A-608	$ .55	A-615	$ .25	A-622	$ .30
A-602	.30	A-609	.80	A-616	.70	A-623	.30
A-603	.50	A-610	.65	A-617	.25	A-624	.30
A-604	.25	A-611	.35	A-618	.25	A-625	.50
A-605	.25	A-612	.50	A-619	.45	A-626	.50
A-606	.45	A-613	.45	A-620	.50	A-627	.50
A-607	.45	A-614	.55	A-621	.25	A-628	.65
						A-629	.35

ALL SHIPMENTS WILL BE SENT PREPAID IF FULL REMITTANCE ACCOMPANIES YOUR ORDER

When ordering BE SURE TO SPECIFY NAME OF GAME AND UNIT in addition to part number and name

THE EXHIBIT SUPPLY CO.

4222 W. LAKE STREET

CHICAGO 24, ILL.

ESTABLISHED 1901